

EliTe PLUS

PV MODULE

ET-M766BH485WW/WB 485W
ET-M766BH490WW/WB 490W
ET-M766BH495WW/WB 495W
ET-M766BH500WW/WB 500W
ET-M766BH505WW/WB 505W



KEY FEATURES

1500

High Voltage

UL and IEC 1500V certified; lowers BOS costs and yields better LCOE



High Efficiency

Higher module conversion efficiency benefit from half cell structure (low resistance characteristic).



PID Resistance

Excellent Anti-PID performance guarantee limited power degradation for mass production.



Low-light Performance

Advanced glass and cell surface textured design ensure excellent performance in low-light environment.



Severe Weather Resilience

Certified to withstand: wind load (2400 Pascal) and snow load (5400 Pascal).



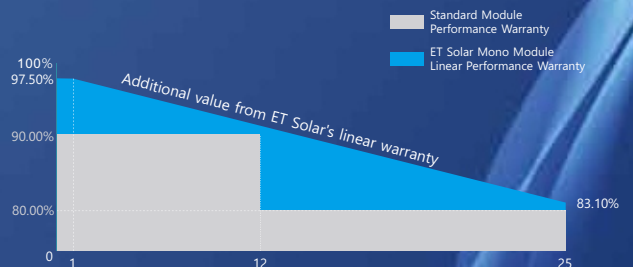
Durability Against Extreme Environmental Conditions

High salt mist and ammonia resistance certified by TUV SUD.

IEC61215
IEC61730
UL61215
UL61730



WARRANTY



25 25-years Linear Performance Warranty

12 12-years Product Material & Workmanship

0.6 0.6% Annual Degradation Over 25 years

ELECTRICAL SPECIFICATIONS

Module Type	ET-M766BH485WW ET-M766BH485WB	ET-M766BH490WW ET-M766BH490WB	ET-M766BH495WW ET-M766BH495WB	ET-M766BH500WW ET-M766BH500WB	ET-M766BH505WW ET-M766BH505WB
Maximum Power $-P_{mp}$ (W)	485	490	495	500	505
Open Circuit Voltage $-V_{oc}$ (V)	45.20	45.33	45.46	45.59	45.72
Short Circuit Current $-I_{sc}$ (A)	13.72	13.79	13.86	13.93	14.00
Maximum Power Voltage $-V_{mp}$ (V)	37.81	37.99	38.17	38.35	38.53
Maximum Power Current $-I_{mp}$ (A)	12.83	12.90	12.97	13.04	13.11
Module Efficiency STC- η_m (%)	20.5%	20.7%	20.9%	21.1%	21.3%
Power Tolerance (W)	(0, +4.99)				
Maximum System Voltage	1500VDC				
Maximum Series Fuse Rating	25A				
Operating Temperature	-40~+85 °C				
Nominal Operating Cell Temperature	45±2 °C				

STC: Irradiance 1000 W/m² module temperature 25°C AM=1.5

ELECTRICAL SPECIFICATIONS(NOCT)

Module Type	ET-M766BH485WW ET-M766BH485WB	ET-M766BH490WW ET-M766BH490WB	ET-M766BH495WW ET-M766BH495WB	ET-M766BH500WW ET-M766BH500WB	ET-M766BH505WW ET-M766BH505WB
Maximum Power $-P_{mp}$ (W)	367	370	374	378	382
Open Circuit Voltage $-V_{oc}$ (V)	42.30	42.43	42.58	42.72	42.86
Short Circuit Current $-I_{sc}$ (A)	11.06	11.13	11.20	11.27	11.34
Maximum Power Voltage $-V_{mp}$ (V)	35.67	35.76	35.84	35.93	36.02
Maximum Power Current $-I_{mp}$ (A)	10.28	10.36	10.44	10.52	10.60

MECHANICAL SPECIFICATIONS

External Dimension	2094 x 1134 x 35mm
Weight	26kg
Solar Cells	PERC Mono crystalline 182 x 91 mm (132pcs)
Front Glass	3.2mm AR coating tempered glass
Frame	Anodized aluminium alloy
Junction Box	IP68, 3 diodes
Output Cables	4.0 mm ² (12AWG), Portrait:300mm(+)/400mm(-);Or customized
Connector	MC4 Compatible

APPLICATION CONDITIONS

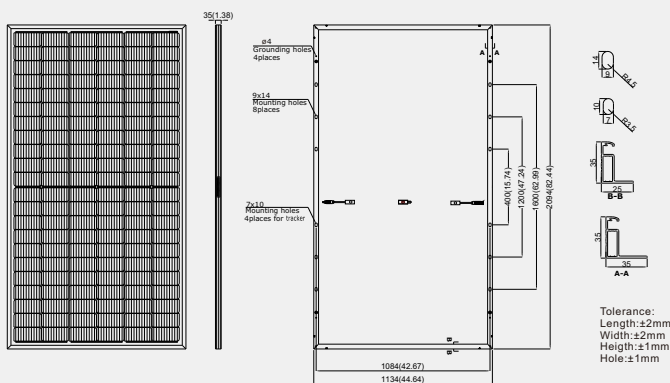
Pmax Temperature Coefficient	-0.340%/°C
Voc Temperature Coefficient	-0.263%/°C
Isc Temperature Coefficient	+0.054%/°C
Fire Performance	Class C(TUV)/Type 1(ETL)

PACKING MANNER

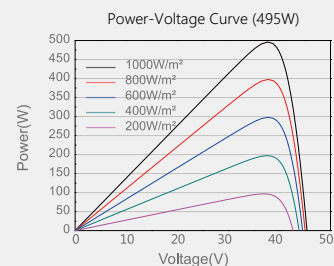
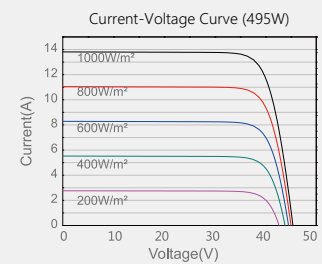
Container	40'HQ
Pieces per Pallet	31
Pallets per Container	22
Pieces per Container	682

PHYSICAL CHARACTERISTICS

Unit:mm



* The above drawing is a graphical representation of the product.
For engineering quality drawings please contact ET Solar.



Note: the specifications are obtained under the Standard Test Conditions (STCs): 1000 W/m² solar irradiance, 1.5 Air Mass, and cell temperature of 25°C. The NOCT is obtained under the Test Conditions: 800 W/m², 20°C ambient temperature, 1m/s wind speed, AM 1.5 spectrum.

Please contact support@etsolar.hk for technical support. The actual transactions will be subject to the contracts. This parameters is for reference only and it is not a part of the contracts. The specifications are subject to change without prior notice.

DL5.0C

DL5.0C is designed for residential and small commercial applications, with up to 50 units in parallel and an energy range from 5.12 kWh to 256 kWh. It supports 1C discharge rate. With high cycle times and a long lifespan, it ensures worry-free electricity consumption.



Flexible Expansion

Up to 50 units in parallel, 5.12kWh--256kWh capacity



1C Discharge

Simultaneously supplying power to multiple loads, no need to worry about power outages



Automatic Self-heating

-20°C to 55°C operating temperature (optional)



Easy Installation

Support wall-mounted, floor-mounted, stacked and rack-mounted installations, high space utilization



Long-term Reliability

LFP cells, 6000+ cycles, 10 years warranty



All-round Safety

Short-circuit lockout, surge-resistant, safe and reliable

Model	DL5.0C
Battery Type	LiFePO ₄
Nominal Battery Energy	5.12 kWh
Nomina Capacity	100Ah
Nominal Voltage	51.2V
Operating Voltage	44.8~57.6V
Recomended Charge & Discharge C Rate	0.5C
Maximum Discharge Crate	1C
Recommended Charge/Discharge Current	50A
Max. Charge/Discharge Current	Charge 75A Discharge 100A
Peak Discharge Current	110A(15s)
Depth of Discharge (DOD)	90%
Net Weight	54kg
Dimension[W/D/H](mm)	558/545/150
Charging Temp. Range	0~55°C/-20~55°C (with heating function)
Discharging Temp. Range	-20~55°C
Communication	CAN/RS485/RS232
Cycle Life *	≥6000 Cycles
Protection Level	IP20
WIFI Module	Optional
Expansion	Up to 50 units in parallel
Certification & Safety Standard	UN38.3/CE-EMC/IEC62619/CEI-021/GOST-R
Compatible Inverterst	SMA/Schneider/Victron energy/Ingeteam/Solis/GoodWe/Growatt/Soplanet/Luxpower/DEYE etc.



* Test conditions: 0.2C Charging & Discharging. @25°C, 90% DOD



FUORI RETE

SNA 3-6K (Monofase)

- Commutazione senza interruzioni off-grid
- 2 MPPT, Max. potenza di ingresso PV: 9,6 kW
- Ampio intervallo di tensione in ingresso PV: 100~500V
- Supporta fino a 18 unità in parallelo
- Corrente massima di carica e scarica: 140A
- Porta dedicata: Supporta generatore, accoppiamento AC o gestione intelligente del carico per una maggiore stabilità
- Monitoraggio in tempo reale 24/7 tramite l'app LUX con aggiornamenti senza preoccupazioni



Modello	SNA 3K	SNA 4K	SNA 5K	SNA 6K
Ingresso (PV DC)				
Potenza massima di ingresso PV (W)	6000 (3000/3000)	8000 (4000/4000)	8000 (4000/4000)	9600 (4800/4800)
Tensione nominale di ingresso PV (V)	320			
Numero di ingressi MPPT indipendenti	2 / (1:1)			
Tensione massima di ingresso PV (V)	500			
Intervallo di tensione MPPT (V)	120 ~ 385			
Tensione di avvio (V)	100			
Corrente massima di ingresso PV per MPPT (A)	17 / 17			
Corrente massima di cortocircuito di ingresso PV per MPPT (A)	25 / 25			
Batteria				
Tipo di batteria compatibile	Litio-Ione / PbAcido			
Tensione nominale della batteria (V)	48			
Intervallo di tensione della batteria (V)	38.4 ~ 60			
Corrente massima di carica / scarica (A)	70/70	90/90	110/110	140/140
Potenza massima di carica / scarica (W)	3000	4000	5000	6000
Funzione di risveglio forzato della batteria da PV	Sì			
Funzione di risveglio forzato della batteria da rete	Sì			
Rete				
Tensione nominale AC (V)	230			
Frequenza nominale AC (Hz)	50 / 60			
Corrente nominale di uscita AC (A)	13.5	17.5	22	26.5
Potenza nominale di uscita AC (W)	3000	4000	5000	6000
Potenza massima di ingresso AC (W)	8000			9000
Fattore di potenza (FP)	0.99			
Distorsione armonica totale (THDI)	< 5%			
Corrente continua massima di passaggio AC (A)	35			40
Generatore (GEN)				
Tensione nominale generatore (V)	220 / 230 / 240			
Frequenza nominale generatore (Hz)	50 / 60			
Corrente nominale di ingresso generatore (A)	32			
Potenza nominale di ingresso generatore (W)	7370			
UPS				
Potenza di uscita nominale (W)	3000	4000	5000	6000
Tensione di uscita nominale (V)	230			
Corrente di uscita nominale (A)	13.5	17.5	22	26.5
Frequenza di uscita nominale (Hz)	50 / 60			
Potenza di sovratensione, durata	2 × potenza nominale per 5s			
Tempo di commutazione	<10ms in modalità singola / <20ms in modalità parallela			
Forma d'onda	Onda sinusoidale			
THDV	3%			
Efficienza				
Massima efficienza MPPT	99.9%			
Efficienza UE	94.7%			
Massima efficienza	93.0%			
Efficienza massima di carica / scarica	93.0%			
Protezione				
Protezione contro sovracorrente / sovratensione	Sì			
Protezione contro cortocircuito AC	Sì			
Monitoraggio della rete	Sì			
Protezione contro sovratensione AC	Tipo III			
Protezione contro inversione di polarità della batteria	Sì			
Generale				
Dimensioni (L × A × P)	330 × 505 × 135 mm / 13 × 19.9 × 5.3 in			
Peso	14.5 kg / 32 lbs			
Classe di protezione	IP20			
Intervallo di temperatura ambiente di funzionamento (°C)	0 ~ 50			
Intervallo di temperatura di stoccaggio (°C)	-15 ~ 60			
Umidità relativa	5 ~ 95%			
Display & Interfaccia di comunicazione	LCD + LED, RS485 / Wi-Fi / CAN			
Garanzia	2 anni			
Metodo di raffreddamento	Raffreddamento intelligente			
Topologia	Senza trasformatore			
Altitudine massima di funzionamento (m)	2000			
Emissione acustica (dB)	50			
Norme e certificazioni				
IEC 62109-1/2, IEC 61683, EN 61000, MEA, PEA				