

PowerBrick

The DYNESS battery PowerBrick module is widely used in energy storage sector. It adopts modular design and can be used for residential applications. The reliable LiFePO4 technology ensures maximum safety and a longer life cycle.



Compared to the previous generation, the size is reduced by 24%, and the capacity increases by 40%



Continuous discharge current 200A, maximum continuous discharge power 10kW



Fire Protection System: Optional Aerosol fire extinguisher



Unlimited Cycles / 10 Years



Maximum can be expanded to 716.8kWh(no HUB)

Technical Specifications

Model	PowerBrick
Battery Type	LiFePO4
Nominal Battery Energy	14.336kWh
Nominal Voltage/Capacity	51.2V/280Ah
Recommended Charge/Discharge Current	140A (0.5C)
Max. Charge Current	200A
Max. Discharge Current	200A
Depth of Discharge	95%
Communication	CAN/RS485
Cycle Life ^[1]	Unlimited cycles / 10 Years
Protection Level	IP20
Net Weight	114Kg
Dimension [W*D*H]	435*233*857mm (No wall -mounted bracket)
Maximum Parallel Modules	50
Charging Temp. Range	0 ~ 55°C
Discharging Temp. Range	-20 ~ 55°C
WIFI Module	Built-in WIFI module; APP OTA function
Fire Protection System	Optional Aerosol fire extinguisher
Certification & Safety Standard	UN38.3; CE
Compatible Inverters	SMA/Victron/ngeteam/Delios/Goodwe/Solis /Deye/SAJ/Voltronic/Sungrow etc

[1] Test conditions: 0.2C Charging/Discharging, @25°C, 95% DOD

ECO HYBRID

Single-Phase

SNA 12K

- 2 MPPTs with 4 strings, Max. 24kW PV input
- Max. charging and discharging current: 250A
- Off-grid application for high demand with 12kW output power
- Dual AC output ports for multiple load connections
- Separate GEN port
 - Up to 19.2kW Gen/AC coupling input
 - Auto generator start and stop control
- Integrated Design with Load and Battery Breaker
- PV or AC or Generator wake up battery



Specification

INPUT (PV DC)		SNA 12K
Max. PV array power (W)		24000 (12000/12000)
Rated PV input voltage (V)		320
Number of independent MPPT inputs		2/(2:2)
PV input voltage range (V)		100-480
MPPT voltage range (V)		120-385
Start-up voltage (V)		100
Max. PV input current per MPPT (A)		35/35
Max. PV short-circuit current input per MPPT (A)		44/44
Battery		
Compatible battery type		Lithium-ion/Lead-Acid
Rated battery voltage (V)		48/51.2
Battery voltage range (V)		46.4-60/38.4-60
Max. charging / discharging current (A)		250
Max. charging / discharging power (W)		12000
Force wake up battery from PV and Grid function		YES
Grid		
Rated AC voltage (V)		230
Acceptable Input Voltage Range (V)		90~280
Rated AC frequency (Hz)		60/50
Rated AC input current (A)		100
Rated AC input power (W)		24000
PF		0.99
THDI		<5%
Max. continuous AC passthrough current(A)		100
UPS		
Rated output power (W)		12000
Rated output voltage (V)		230
Rated output current (A)		50
Rated output frequency (Hz)		50/60
Surge power, duration		2Pn, 5s
Switching time (UPS)		<10ms@Single and Parallel
Wave form		Sine wave
THDV		3%
GEN		
Acceptable input voltage range		230
Max. AC input voltage (V)		280
Max. AC input current (A)		63
Rated input frequency		50Hz/60Hz (Auto detection)
Transfer time		<10ms@Single; <20ms@Parallel
THDV		<3%
Overload protection		5s@≥150% load /10s@110%~150% load
Efficiency		
Max. efficiency		93.5%
Max. charging / discharging efficiency		93.0%
Max. MPPT efficiency		99.0%
Protection		
PV reverse polarity protection(Y/N)		YES
Over current / voltage protection(Y/N)		YES
AC Short-circuit current protection(Y/N)		YES
Grid monitoring(Y/N)		YES
DC switch(Y/N)		YES
DC / AC Surge protection Type III		YES
Battery reverse polarity protection(Y/N)		YES
General		
Dimensions (W*H*D mm)		530*830*150mm(17.72*25.59*5.9inch)
Weight		40kg/88.2lbs
Ingress protection rating		IP20
Operating environment temperature range(°C)		0~45
Storage temperature range(°C)		-15~60
Relative humidity		5% ~ 95%
Display & Communication interface		LCD+RGB, RS485 / Wifi / CAN
Warranty		2 years
Cooling method		Smart cooling
Topology on AC / Battery side		Transformer-less / Transformer
Altitude (m)		<2000
Noise emission (typical)		<50dB
Standard & Certification		
CE		

Vertex N

N-type i-TOPCon bifacial dual glass
Monocrystalline module

PRODUCT: TSM-NEG21C.20

POWER RANGE: 695-720W

720W

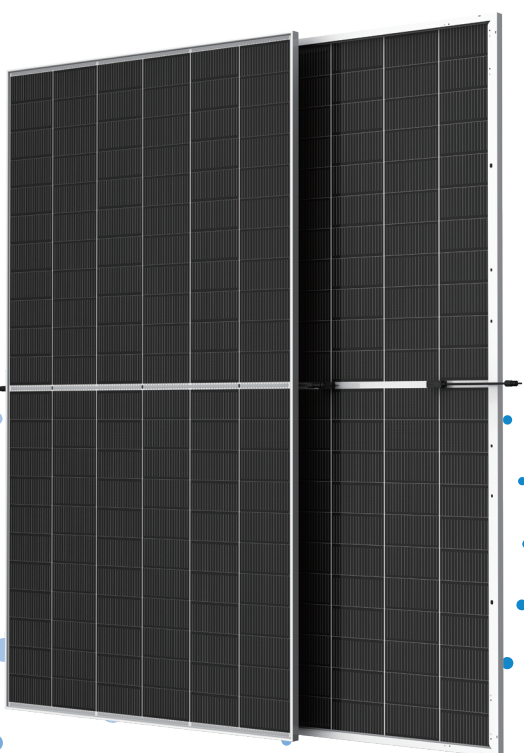
MAXIMUM POWER OUTPUT

0~+5W

POSITIVE POWER TOLERANCE

23.2%

MAXIMUM EFFICIENCY



High customer value

- Standardized module size with flagship module power, 35W higher compared with conventional technology
- Low voltage design with higher string power, effectively reducing BOS (Balance of System) and LCOE (Levelized Cost of Energy) by 2%~6%
- Higher container space utilization effectively reduces the freight cost
- Certified Low-Carbon Footprint
- The Star of LCOE



High power up to 720W

- Up to 23.2% module efficiency, on 210 innovation platform
- Patented i-TOPCon technology with continuous efficiency improvement, including contact resistance reduction, rear reflection enhancement and edge quality repairment



High reliability

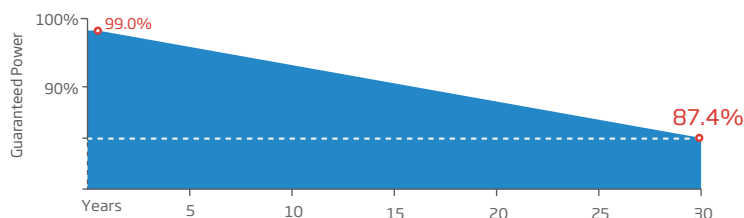
- Minimized micro-cracks with innovative non-destructive cutting technology and high-density packaging
- Reduced risks of hot-spot with half-cut technology
- Certified high resistance against salt, ammonia, sand, PID, LID, LeTID
- Sustainable in harsh environments and extreme weather conditions



High energy yield

- Excellent low irradiation performance, validated by 3rd party
- Lower temperature coefficient (-0.29%/°C)
- Higher bifaciality, with up to 10%~20% additional power gain from back side depending on albedo
- Reliable dual-glass structure with 30-year power guarantee

Trina Solar's Vertex Bifacial Dual Glass Performance Warranty



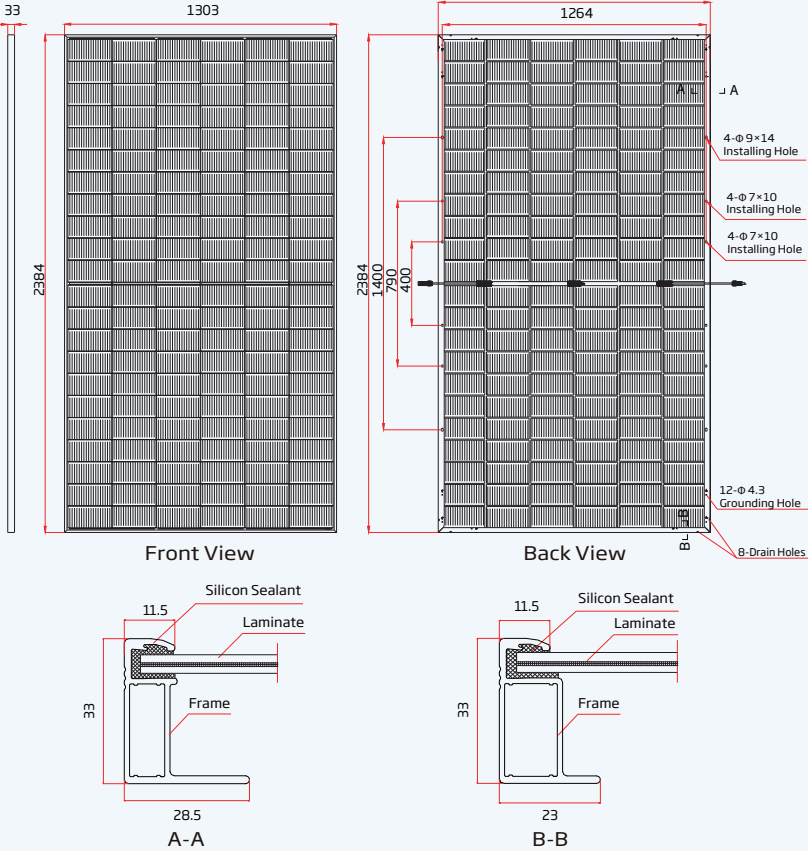
Comprehensive Products and System Certificates



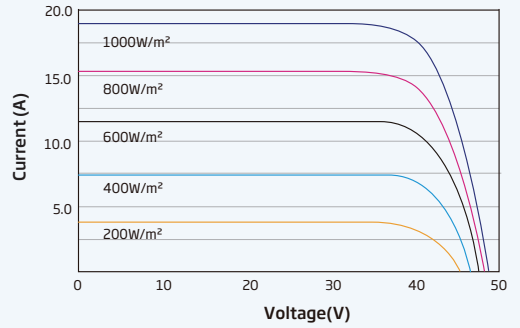
IEC61215/IEC61730/IEC61701/IEC62716
 ISO 9001: Quality Management System
 ISO 14001: Environmental Management System
 ISO14064: Greenhouse Gases Emissions Verification
 ISO45001: Occupational Health and Safety Management System
 ISO14067: Product Carbon Footprint Limited Assurance



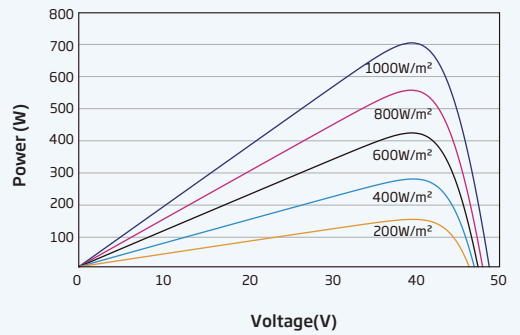
DIMENSIONS OF PV MODULE(mm)



I-V CURVES OF PV MODULE(705 W)



P-V CURVES OF PV MODULE(705 W)



MECHANICAL DATA

Solar Cells	N-type i-TOPCon Monocrystalline
No. of cells	132 cells
Module Dimensions	2384×1303×33 mm (93.86×51.30×1.30 inches)
Weight	38.3 kg (84.4 lb)
Front Glass	2.0 mm (0.08 inches), High Transmission, AR Coated Heat Strengthened Glass
Encapsulant material	POE/EVA
Back Glass	2.0 mm (0.08 inches), Heat Strengthened Glass (White Grid Glass)

Frame	33mm(1.30 inches) Anodized Aluminium Alloy
J-Box	IP 68 rated
Cables	Photovoltaic Technology Cable 4.0mm ² (0.006 inches ²) Portrait: 350/280 mm(13.78/11.02 inches) Length can be customized
Connector	MC4 EVO2 / TS4 Plus / TS4*

*Please refer to regional datasheet for specified connector.

ELECTRICAL DATA (STC & NOCT)

Testing Condition	STC	NOCT	STC	NOCT	STC	NOCT	STC	NOCT	STC	NOCT	STC	NOCT
Peak Power Watts- P_{MAX} (Wp)*	695	531	700	534	705	540	710	543	715	547	720	551
Power Tolerance- P_{MAX} (W)	0 ~ +5											
Maximum Power Voltage- V_{MPP} (V)	40.3	37.9	40.5	38.0	40.7	38.3	40.9	38.5	41.1	38.7	41.3	38.8
Maximum Power Current- I_{MPP} (A)	17.25	14.00	17.29	14.04	17.33	14.08	17.36	14.12	17.40	14.14	17.44	14.19
Open Circuit Voltage- V_{OC} (V)	48.3	45.9	48.6	46.1	48.8	46.3	49.0	46.5	49.2	46.7	49.4	46.9
Short Circuit Current- I_{SC} (A)	18.28	14.72	18.32	14.76	18.36	14.80	18.40	14.83	18.44	14.86	18.49	14.90
Module Efficiency η_m (%)	22.4		22.5		22.7		22.9		23.0		23.2	

STC: Irradiance 1000W/m², Cell Temperature 25°C, Air Mass AM1.5. NOCT: Irradiance at 800W/m², Ambient Temperature 20°C, Wind Speed 1m/s. *Measuring tolerance: ±3%.

Electrical characteristics with different power bin (reference to 5% & 10% backside power gain)

Backside Power Gain	5%	10%	5%	10%	5%	10%	5%	10%	5%	10%	5%	10%
Total Equivalent power - P_{MAX} (Wp)	730	765	735	770	740	776	746	781	751	787	756	792
Maximum Power Voltage- V_{MPP} (V)	40.3	40.3	40.5	40.5	40.7	40.7	40.9	40.9	41.1	41.1	41.3	41.3
Maximum Power Current- I_{MPP} (A)	18.11	18.98	18.15	19.02	18.20	19.06	18.23	19.10	18.27	19.14	18.31	19.18
Open Circuit Voltage- V_{OC} (V)	48.3	48.3	48.6	48.6	48.8	48.8	49.0	49.0	49.2	49.2	49.4	49.4
Short Circuit Current- I_{SC} (A)	19.19	20.11	19.24	20.15	19.28	20.20	19.32	20.24	19.36	20.28	19.41	20.34

Power Bifaciality: 80±5%.

TEMPERATURE RATINGS

NOCT (Nominal Operating Cell Temperature)	43°C (±2°C)
Temperature Coefficient of P_{MAX}	-0.29%/°C
Temperature Coefficient of V_{OC}	-0.24%/°C
Temperature Coefficient of I_{SC}	0.04%/°C

MAXIMUM RATINGS

Operational Temperature	-40~+85° C
Maximum System Voltage	1500V DC (IEC) 1500V DC (UL)
Max Series Fuse Rating	35A

WARRANTY

12 year Product Workmanship Warranty
30 year Power Warranty
1% first year degradation
0.40% Annual Power Attenuation
(Please refer to product warranty for details)

PACKAGING CONFIGURATION

Modules per box: 33 pieces
Modules per 40' container: 594 pieces