

SNA 3-6k Monofase

- Commutazione da off-grid alla rete senza interruzione di fornitura di energia
- Ampio intervallo di tensione di ingresso fotovoltaico
- Monofase/Trifase sbilanciata
- Supporto fino a 16 unità in parallelo
- L'inverter principale viene generato automaticamente per gestire l'intero sistema
- Porta del generatore separata disponibile



SpecifiCation

Ingresso (DC fotovoltaico)	SNA 3000W	SNA 4000W	SNA 5000W	SNA 6000W
Potenza massima dell'array fotovoltaico (W)	6000 (3000/3000)	8000 (4000/4000)	8000 (4000/4000)	8000 (4000/4000)
Tensione nominale di ingresso fotovoltaico (V)	320			
Numero di ingressi MPPT indipendenti	2			
Intervallo di tensione di ingresso fotovoltaico (V)	100~480			
Intervallo di tensione MPPT (V)	120~385			
Tensione di avviamento (V)	100			
Corrente massima di ingresso fotovoltaico per MPPT (A)	17/17			
Corrente massima di cortocircuito dell'ingresso fotovoltaico per MPPT (A)	25/25			
Batteria				
Tipo di batteria compatibile	Ioni di litio / Piombo acido			
Tensione nominale della batteria (V)	48			
Intervallo di tensione della batteria (V)	38.4~60			
Corrente massima di carica/scarica (A)	70	90	110	140
Potenza massima di scarica/scarica (W)	3000	4000	5000	6000
Capacità consigliata della batteria per inverter	>100AH	>200AH	>200AH	>200AH
Risveglio forzato della batteria dalla funzione fotovoltaica	Sì			
Risveglio forzato della batteria dalla funzione di rete	Sì			
Rete				
Tensione nominale AC (V)	230			
Frequenza nominale AC (Hz)	50/60			
Corrente nominale in uscita AC (A)	13.5	17.5	22	26.5
Potenza nominale in uscita AC (W)	3000	4000	5000	6000
Corrente massima di ingresso AC	26	35	35	39.5
Potenza massima di ingresso AC	6000	8000	8000	9000
Fattore di potenza (PF)	0.99			
Distanza armonica totale di corrente (THDI)	<5%			
Corrente AC nominale dei relè di BYPASS (A)	40			
UPS				
Potenza nominale in uscita (W)	3000	4000	5000	6000
Tensione nominale in uscita (V)	230			
Corrente nominale in uscita (A)	13.5	17.5	22	26.5
Frequenza nominale in uscita (Hz)	50/60			
Potenza di picco, durata	2Pn, <2S			
Tempo di commutazione	<15ms@Singolo/ <30ms@In parallelo			
Forma d'onda	Onda sinusoidale			
THDV	3%			
Efficienza				
Efficienza massima di MPPT	0.99			
Efficienza massima	0.93			
Efficienza UE	/			
Efficienza massima di carica	0.93			
Efficienza massima di scarica	0.93			
Protezione				
Protezione da sovracorrente/sovratensione	Sì			
Protezione da corrente di cortocircuito AC	Sì			
Monitoraggio della rete	Sì			
Protezione da sovratensioni AC Tipo III	Sì			
Protezione dalla polarità inversa della batteria	Sì			
Generale				
Dimensioni (L*A*P)	330*505*135mm/13*19.9*5.3inch			
Peso	14.5kg/32lbs			
Grado di protezione	IP20			
Intervallo di temperatura ambiente operativa	0~50°C			
Intervallo di temperatura di conservazione	-15~60°C			
Umidità relativa	5%~95%			
Display e interfaccia di comunicazione	LCD+LED, RS485/Wi-Fi/CAN			
Garanzia	2 anni			
Metodo di raffreddamento	Raffreddamento Intelligente			
Topologia	Senza trasformatore			
Altitudine	<2000m			
Emissioni sonore (tipiche)	<50dB			
Standard e Certificazioni				
IEC 62109-1, IEC 61000, IEC62040/EN62040, IEC62109, NRS 097-2-1				



Battery Storage

PGEM

- Quick installation
- Remote monitoring
- Flexible remote upgrade
- Auto-addressing for master/slaves set up
- Parallel up to 32 modules
- Wide range inverter compatibility
- 1C rate continuous charge/discharge
- Multi protection to avoid over discharge
- Smart BMS management for longer lifespan
- Active balancing charging, low self consumption



Specifications

Model	PGEM
Cell Type	LFP
Rated Power	5.12kWh
Rated Capacity	100Ah
Rated Voltage	51.2V
Charge Voltage	56.5V
Max. Charge/Discharge Current	100A
Discharge Peak Current	105A / 15s, 150A / 0.5s
Parallel	Up to 32 units parallelable w/o extra device needed, slave battery drops offline or come back alive does not affect system running
IP Level	IP20
Dimension(W*D*H mm)	428*640*166mm
Weight	58kg/127.9lbs
Communication	CAN/RS485
Compatible Inverter	Victron, Luxpower, Deye, Voltronic, SMA Goodwe, Growatt, Sofar, Solark, SRNE, Must
Humidity	5%~85% RH (No condensation)
Work Temperature	-20 ~ +55 °C
Storage Temperature	-10 ~ +35 °C
Remote Maintenance	Flexible remote upgrade, remote monitoring Original firmware backup to prevent upgrade failure
Warranty *	10 years, 6000 cycles
Certification	CE UN38.3; IEC62619
Protection	Overcharge/discharge/current/voltage/temperature protection Short circuit protection, Reverse connection protection Stronger active balance, Low SOC protection




N-type i-TOPCon

MONOFACIAL DUAL GLASS MODULE

TSM-NEG18R.28 485-510W

510_W / MAXIMUM POWER OUTPUT

22.9% / MAXIMUM EFFICIENCY



High customer value

- Lower LCOE (levelized cost of energy), reduced BOS (balance of system) cost, shorter payback time
- Designed for compatibility with existing mainstream system components
- High module power, high string power and low voltage design
- Easy to handle and install on roofs with excellent size and light weight



High power up to 510W

- Up to 22.9% module efficiency, on T10 innovation platform
- Patented i-TOPCon technology with continuous efficiency improvement, including contact resistance reduction, rear reflection enhancement and edge quality repairment



Dual-glass design, high reliability

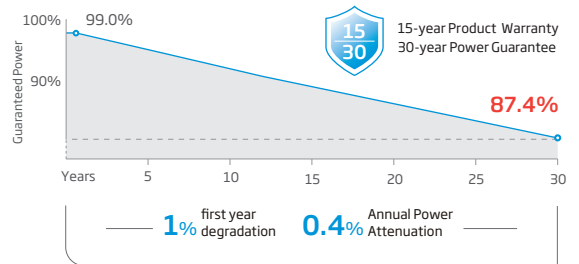
- Less prone to micro-cracks and scratches on the back during installation
- Applicable in harsh environments such as salt, ammonia, sand, high temperature and high humidity areas with excellent fire rating, weather resistance, salt spray, sand dust, ammonia performance
- Mechanical performance up to 5400 Pa positive load and 2400 Pa negative load



High energy yield

- Excellent low irradiation performance, validated by 3rd party
- Lower temperature coefficient (-0.29%/°C) and operating temperature

Performance Warranty



* Please refer to product warranty for details

Comprehensive Products and System Certificates

IEC61215/IEC61730/IEC61701/IEC62716

ISO 9001: Quality Management System

ISO 14001: Environmental Management System

ISO14064: Greenhouse Gases Emissions Verification

ISO45001: Occupational Health and Safety Management System



ELECTRICAL DATA (STC)

Peak Power Watts- $P_{MAX}(Wp)^*$	485	490	495	500	505	510
Power Selection (W)**	0 ~ +5					
Maximum Power Voltage- $V_{MPP}(V)$	32.7	32.9	33.1	33.3	33.5	33.7
Maximum Power Current- $I_{MPP}(A)$	14.84	14.91	14.97	15.03	15.09	15.14
Open Circuit Voltage- $V_{oc}(V)$	39.4	39.6	39.8	40.1	40.3	40.6
Short Circuit Current- $I_{sc}(A)$	15.76	15.80	15.83	15.86	15.89	15.93
Module Efficiency $\eta_m(\%)$	21.8	22.0	22.3	22.5	22.7	22.9

STC: Irradiance 1000W/m², Cell Temperature 25°C, Air Mass AM1.5. *Measuring tolerance: ±3%. **Power selection up to: +3%.

ELECTRICAL DATA (NOCT)

Peak Power Watts- $P_{MAX}(Wp)^*$	371	375	378	382	386	390
Maximum Power Voltage- $V_{MPP}(V)$	30.8	31.0	31.3	31.5	31.8	31.9
Maximum Power Current- $I_{MPP}(A)$	12.02	12.06	12.08	12.11	12.15	12.21
Open Circuit Voltage- $V_{oc}(V)$	37.4	37.6	37.7	38.0	38.3	38.5
Short Circuit Current- $I_{sc}(A)$	12.70	12.74	12.76	12.78	12.81	12.84

NOCT: Irradiance at 800W/m², Ambient Temperature 20°C, Wind Speed 1m/s.

TEMPERATURE RATINGS

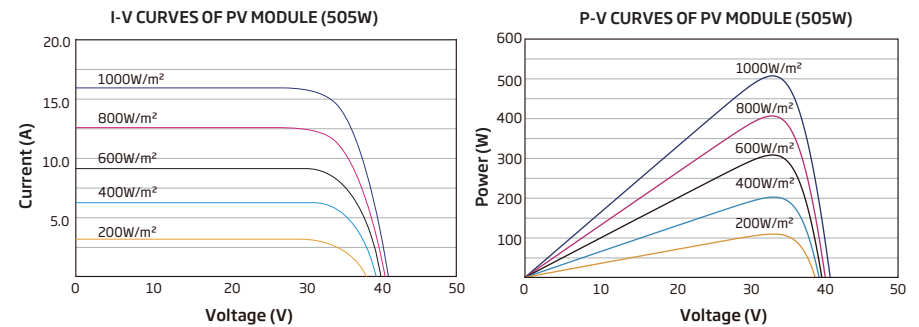
NOCT (Nominal Operating Cell Temperature)	43°C (±2°C)
Temperature Coefficient of P_{MAX}	-0.29% /°C
Temperature Coefficient of V_{oc}	-0.24% /°C
Temperature Coefficient of I_{sc}	0.04% /°C

Due to different testing methods, the actual performances might differ from the declared specifications.

MAXIMUM RATINGS

Operational Temperature	-40~+85°C
Maximum System Voltage	1500V DC (IEC)
Max Series Fuse Rating	30A

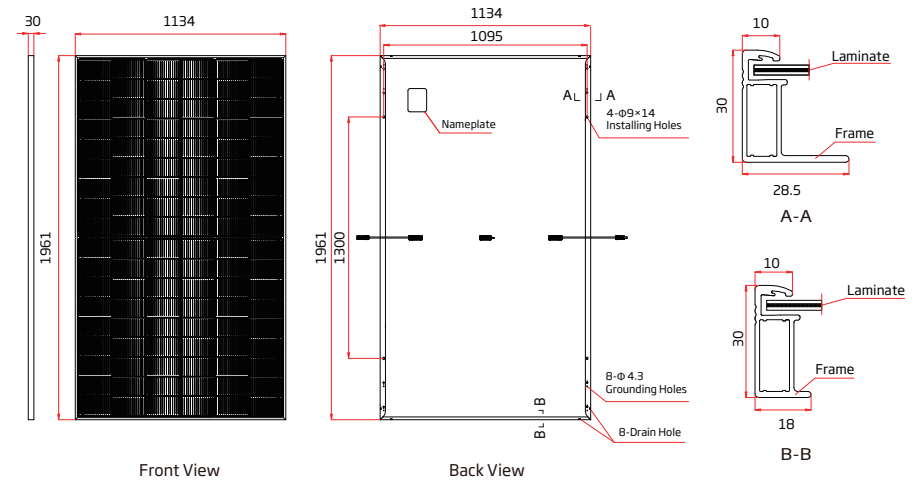
CURVES OF PV MODULE



MECHANICAL DATA

Solar Cells	N-type i-TOPCon Monocrystalline
No. of cells	108 cells
Module Dimensions	1961×1134×30 mm (77.20×44.65×1.18 inches)
Weight	23.5 kg (51.8 lb)
Front Glass	1.6mm (0.06inches), AR Coating Heat Strengthened Glass
Back Glass	1.6mm (0.06inches), Heat Strengthened Glass
Frame	30mm (1.18inches) Anodized Aluminium Alloy, Black
J-Box	IP 68 rated
Cables	Photovoltaic Technology Cable 4.0mm ² (0.006inches ²) Portrait: 350/280 mm (13.78/11.02 inches) Length can be customized
Connector	MC4 EV02 / TS4 Plus / TS4*
Packaging	Modules per box: 36 pieces Modules per 40' container: 864 pieces

*Please refer to regional datasheet for specified connector.



CAUTION: READ SAFETY AND INSTALLATION INSTRUCTIONS BEFORE USING THE PRODUCT.
 © 2024 Trina Solar Co., Ltd. All rights reserved. Specifications included in this datasheet are subject to change without notice.
 The right of final interpretation belongs to Trina Solar Co., Ltd.
 Version number: TSM_EN_2024_C