

# DL5.0C

DL5.0C is designed for residential and small commercial applications, with up to 50 units in parallel and an energy range from 5.12 kWh to 256 kWh. It supports 1C discharge rate. With high cycle times and a long lifespan, it ensures worry-free electricity consumption.



### Flexible Expansion

Up to 50 units in parallel, 5.12kWh--256kWh capacity



### 1C Discharge

Simultaneously supplying power to multiple loads, no need to worry about power outages



### Automatic Self-heating

-20°C to 55°C operating temperature (optional)



### Easy Installation

Support wall-mounted, floor-mounted, stacked and rack-mounted installations, high space utilization



### Long-term Reliability

LFP cells, 6000+ cycles, 10 years warranty



### All-round Safety

Short-circuit lockout, surge-resistant, safe and reliable

Model	DL5.0C
Battery Type	LiFePO <sub>4</sub>
Nominal Battery Energy	5.12 kWh
Nomina Capacity	100Ah
Nominal Voltage	51.2V
Operating Voltage	44.8~57.6V
Recomended Charge & Discharge C Rate	0.5C
Maximum Discharge Crate	1C
Recommended Charge/Discharge Current	50A
Max. Charge/Discharge Current	Charge 75A Discharge 100A
Peak Discharge Current	110A(15s)
Depth of Discharge (DOD)	90%
Net Weight	54kg
Dimension[W/D/H](mm)	558/545/150
Charging Temp. Range	0~55°C/-20~55°C (with heating function)
Discharging Temp. Range	-20~55°C
Communication	CAN/RS485/RS232
Cycle Life *	≥6000 Cycles
Protection Level	IP20
WIFI Module	Optional
Expansion	Up to 50 units in parallel
Certification & Safety Standard	UN38.3/CE-EMC/IEC62619/CEI-021/GOST-R
Compatible Inverterst	SMA/Schneider/Victron energy/Ingeteam/Solis/GoodWe/Growatt/Soplanet/Luxpower/DEYE etc.

\* Test conditions: 0.2C Charging & Discharging. @25°C, 90% DOD



# TIGER Neo

## 60HL4-(V)

475-500 Watt

MONO-FACIAL MODULE

N-type



### N-type Technology

N-type modules with Tunnel Oxide Passivating Contacts (TOPcon) technology offer lower LID/LeTID degradation and better low light performance.



### Durability Against Extreme Environment

High salt mist and ammonia resistance.



### SMBB Technology

Better light trapping and current collection to improve module power output and reliability.



### HOT 3.0 Technology

N-type modules with JinkoSolar's HOT 3.0 technology offer better reliability and efficiency.



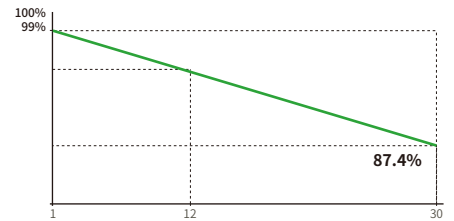
### Mechanical Load Enhanced

Certified to withstand:  
5400 Pa front side max static test load  
2400 Pa rear side max static test load



### Anti-PID Guarantee

Minimizes the chance of degradation caused by PID phenomena through optimization of cell production technology and material control.



<b>12</b> Year Product Warranty	<b>30</b> Year Linear Power Warranty	<b>1</b> % First-year Degradation	<b>0.40</b> % Annual Degradation Over 30 Years
------------------------------------	--	---	--

- IEC61215:2021 / IEC61730:2023
- IEC61701 / IEC62716 / IEC60068 / IEC62804
- ISO9001:2015: Quality Management System
- ISO14001:2015: Environment Management System
- ISO45001:2018: Occupational health and safety management systems



JKM475-500N-60HL4-(V)-F8-EN

# 60HL4-(V) 475-500 Watt

## Mechanical Characteristics

Cell Type	N-type Mono-crystalline
No. of cells	120 (60×2)
Dimensions	1906×1134×30 mm
Weight	22.5 kg
Front Glass	3.2mm, Anti-reflection Coating, High Transmission, Low Iron, Tempered Glass
Frame	Anodized Aluminium Alloy
Junction Box	IP68 Rated
Protection Class	Class II
IEC Fire Type	Class C
Connector Type	JK03M/MC4/Others
Output Cables	4.0 mm <sup>2</sup> (+): 400 mm , (-): 200 mm or Customized Length

## Packaging Configuration

Pallet Dimensions	1936×1140×1249 mm
Packing detail (Two pallets=One stack)	37 pcs/pallets, 74 pcs/stack, 888 pcs/ 40'HQ Container

## Specifications (STC)

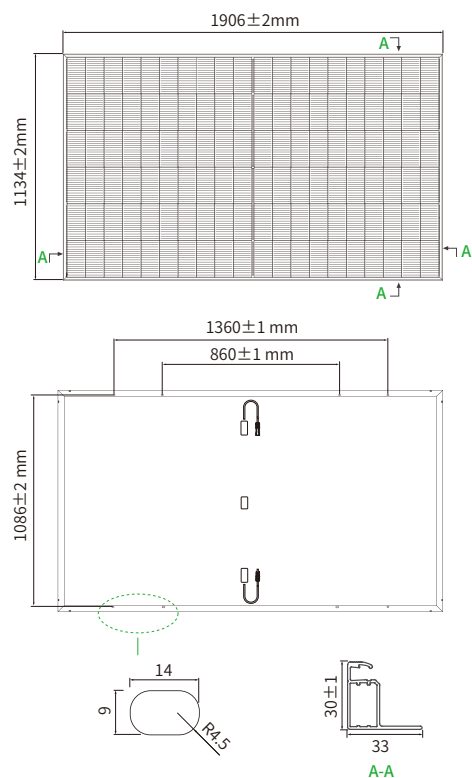
Maximum Power – Pmax [Wp]	475	480	485	490	495	500
Maximum Power Voltage – Vmp [V]	35.88	36.06	36.25	36.43	36.62	36.79
Maximum Power Current – Imp [A]	13.24	13.31	13.38	13.45	13.52	13.59
Open-circuit Voltage – Voc [V]	43.45	43.60	43.76	43.91	44.07	44.21
Short-circuit Current – Isc [A]	13.77	13.85	13.93	14.01	14.09	14.17
Module Efficiency STC [%]	21.98	22.21	22.44	22.67	22.90	23.17
Power Tolerance	0 ~ + 3 %					
Temperature Coefficients of Pmax	-0.29 %/°C					
Temperature Coefficients of Voc	-0.25 %/°C					
Temperature Coefficients of Isc	0.045 %/°C					

STC: Irradiance 1000W/m<sup>2</sup>, Cell Temperature 25°C, AM=1.5

## Application Conditions

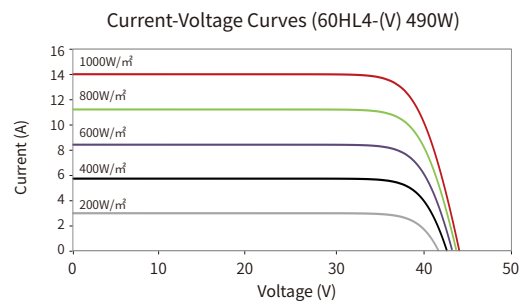
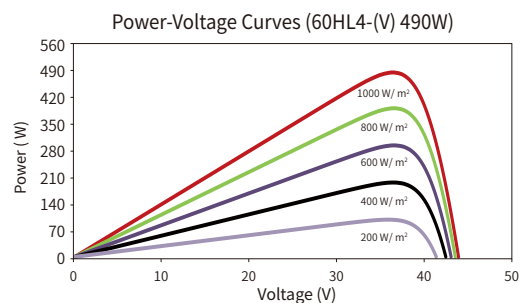
Operating Temperature	-40 °C ~ +70°C
Maximum System Voltage	1000/1500 VDC (IEC)
Maximum Series fuse Rating	25 A

## Engineering Drawings



\*Note: For specific dimensions and tolerance ranges, please refer to the corresponding detailed module drawings.

## Electrical Performance



# ECO HYBRID

Single-Phase

## SNA 12K

- 2 MPPTs with 4 strings, Max. 24kW PV input
- Max. charging and discharging current: 250A
- Off-grid application for high demand with 12kW output power
- Dual AC output ports for multiple load connections
- Separate GEN port
  - Up to 19.2kW Gen/AC coupling input
  - Auto generator start and stop control
- Integrated Design with Load and Battery Breaker
- PV or AC or Generator wake up battery



# Specification

INPUT (PV DC)		SNA 12K
Max. PV array power (W)		24000 (12000/12000)
Rated PV input voltage (V)		320
Number of independent MPPT inputs		2/(2:2)
PV input voltage range (V)		100-480
MPPT voltage range (V)		120-385
Start-up voltage (V)		100
Max. PV input current per MPPT (A)		35/35
Max. PV short-circuit current input per MPPT (A)		44/44
Battery		
Compatible battery type		Lithium-ion/Lead-Acid
Rated battery voltage (V)		48/51.2
Battery voltage range (V)		46.4-60/38.4-60
Max. charging / discharging current (A)		250
Max. charging / discharging power (W)		12000
Force wake up battery from PV and Grid function		YES
Grid		
Rated AC voltage (V)		230
Acceptable Input Voltage Range (V)		90~280
Rated AC frequency (Hz)		60/50
Rated AC input current (A)		100
Rated AC input power (W)		24000
PF		0.99
THDI		<5%
Max. continuous AC passthrough current(A)		100
UPS		
Rated output power (W)		12000
Rated output voltage (V)		230
Rated output current (A)		50
Rated output frequency (Hz)		50/60
Surge power, duration		2Pn, 5s
Switching time (UPS)		<10ms@Single and Parallel
Wave form		Sine wave
THDV		3%
GEN		
Acceptable input voltage range		230
Max. AC input voltage (V)		280
Max. AC input current (A)		63
Rated input frequency		50Hz/60Hz (Auto detection)
Transfer time		<10ms@Single; <20ms@Parallel
THDV		<3%
Overload protection		5s@≥150% load /10s@110%~150% load
Efficiency		
Max. efficiency		93.5%
Max. charging / discharging efficiency		93.0%
Max. MPPT efficiency		99.0%
Protection		
PV reverse polarity protection(Y/N)		YES
Over current / voltage protection(Y/N)		YES
AC Short-circuit current protection(Y/N)		YES
Grid monitoring(Y/N)		YES
DC switch(Y/N)		YES
DC / AC Surge protection Type III		YES
Battery reverse polarity protection(Y/N)		YES
General		
Dimensions ( W*H*D mm )		530*830*150mm(17.72*25.59*5.9inch)
Weight		40kg/88.2lbs
Ingress protection rating		IP20
Operating environment temperature range(°C)		0~45
Storage temperature range(°C)		-15~60
Relative humidity		5% ~ 95%
Display & Communication interface		LCD+RGB, RS485 / Wifi / CAN
Warranty		2 years
Cooling method		Smart cooling
Topology on AC / Battery side		Transformer-less / Transformer
Altitude (m)		<2000
Noise emission (typical)		<50dB
Standard & Certification		
CE		