

# B4850

B4850 is a low-voltage energy storage battery designed for home applications. It features a modular design that supports up to 40 parallel units and an energy capacity range from 2.4 kWh to 96 kWh. It can be installed using stackable brackets, ensuring reliable and efficient home energy consumption.



## Flexible Expansion

Up to 40 units in parallel,  
2.4kWh--96kWh capacity



## Easy Installation

Standardized 19-inch 2U chassis design,  
Installation by one person



## Battery Equalization

Support extreme mixing of modules at  
0% and 100% charge



## All-round Safety

Short-circuit lockout, surge-resistant,  
safe and reliable

Model	B4850
Battery Type	LiFePO <sub>4</sub>
Nominal Battery Energy	2.4 kWh
Nominal Capacity	50Ah
Nominal Voltage	48V
Operating Voltage	42~54.75V
Recommended Charge & Discharge C Rate	0.5C
Recommended Charge/Discharge Current	25A
Max. Power Charge/Discharge Current	50A
Peak Power Charge/Discharge Current	55A (Protect)
Depth of Discharge (DOD)	90%
Net Weight	22 kg
Dimension[W/D/H](mm)	480/360/90 480/405/90
Charging Temp. Range	0~55°C
Discharging Temp. Range	-20~55°C
Communication	CAN/RS485
Cycle Life *	≥6000 Cycles
Protection Level	IP20
Expansion	Up to 40 units in parallel
Pros	Can be used in both off-grid and hybrid setups, compact design
Certification & Safety Standard	UN38.3/CE-EMC/IEC62619/IEC62040/CEC Accredited/CEI-021/UL1973/REACH/ROHS/UKCA/GOST-R
Compatible Inverters	SMA/Schneider/Victron energy/Ingeteam/Solis/GoodWe/Growatt/Soplanet/Luxpower/DEYE etc.

\* Test conditions: 0.2C Charging & Discharging, @25°C, 90% DOD




# HD HYUNDAI SOLAR MODULE

## HeteroMax™ (CE-BF Series)

### Premium N-Type HJT module

HiT-H440CE-BF | HiT-H445CE-BF | HiT-H450CE-BF | HiT-H455CE-BF | HiT-H460CE-BF



23.0%  
High Efficiency



High-End  
Heterojunction  
Technology



Enhanced Power  
Generation with low  
Temp. Coefficient



More Power  
Generation  
In Low Light



For Residential  
(Full Black Design)

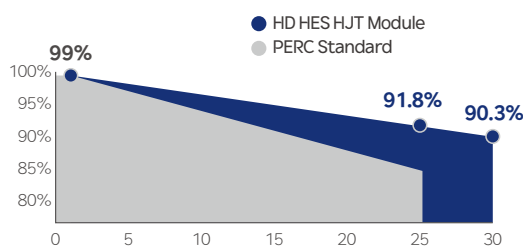
#### HD Hyundai's Warranty Provisions

**30**  
YEARS

- 30-Year Product Warranty
- Materials and workmanship

**30**  
YEARS

- 30-Year Performance Warranty
- First year degradation: 1%
- Linear warranty after initial year: with 0.3%p annual degradation, 90.3% is guaranteed up to 30years



\*Refer to HD HES standard warranty for details.

#### Certification



- ISO 9001:2015:ISO Quality Management System
- ISO 14001:2015:ISO Environment Management System
- ISO 45001:Occupational Health and Safety
- IEC 61215, IEC 61730



## Electrical Characteristics (STC\*)

HiT-HxxxCE-BF						
Item	Unit	440	445	450	455	460
Nominal Output (Pmax)	W	440	445	450	455	460
Open Circuit Voltage (Voc)	V	36.52	36.62	36.72	36.82	36.92
Short Circuit Current (Isc)	A	15.31	15.42	15.53	15.64	15.75
Voltage at Pmax (Vmpp)	V	30.61	30.72	30.83	30.94	31.05
Current at Pmax (Impp)	A	14.38	14.49	14.60	14.71	14.82
Module Efficiency	%	22.0	22.3	22.5	22.8	23.0
Power Selection	W	0 ~ +5				
Temperature Coefficient of Pmax	%/K	-0.24				
Temperature Coefficient of Voc	%/K	-0.22				
Temperature Coefficient of Isc	%/K	0.04				
Bifaciality	%	90 ± 5				

\*STC : Irradiance 1,000 W/m<sup>2</sup>, cell temperature 25°C, AM=1.5 / Test uncertainty for Pmax ±3%; Voc ±3%; Isc ±5%

## BNPI\*\* (Bifacial Nameplate Irradiance)

Item	Unit	440	445	450	455	460
Nominal Output (Pmax)	W	493	499	504	510	515
Open Circuit Voltage (Voc)	V	36.65	36.75	36.85	36.95	37.05
Short Circuit Current (Isc)	A	17.17	17.29	17.42	17.54	17.66
Voltage at Pmax (Vmpp)	V	30.72	30.83	30.94	31.05	31.16
Current at Pmax (Impp)	A	16.07	16.19	16.31	16.44	16.56

\*\*The electrical properties of BNPI are measured under the irradiance corresponding to 1000 W/m<sup>2</sup> on the module front and 135 W/m<sup>2</sup> on the module rear.

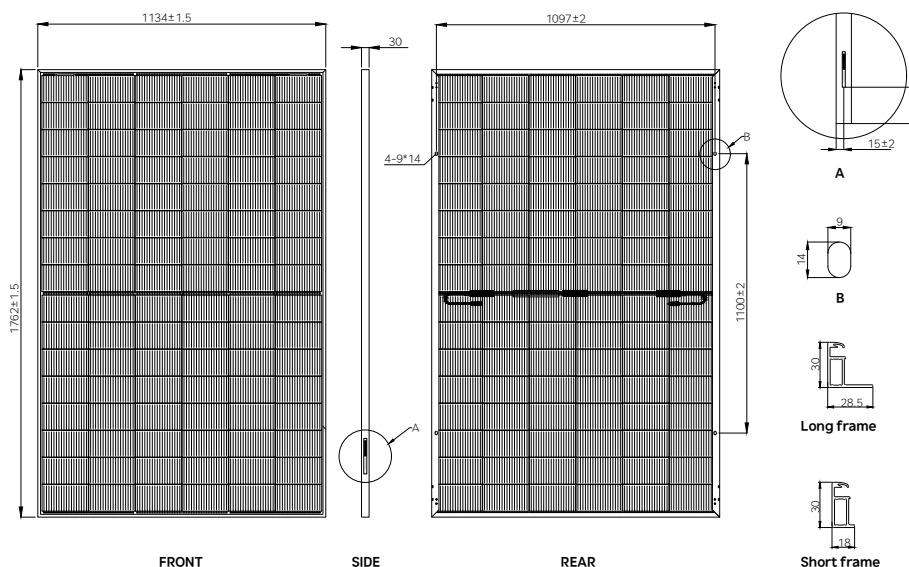
## Mechanical Characteristics

Dimensions	1,762 mm (L) x 1,134 mm (W) x 30 mm (H)
Weight	21.8 kg
Solar Cells	N-Type HJT, 96 (6x16) monocrystalline half-cut bifacial cells
Output Cables	Cable : 4mm <sup>2</sup> / 12AWG / (+)1,250 mm, (-)1,250 mm / Customized length Connector : MC4 / MC4-Evo2A / PV-H4 / Z4S-abcd / ST4
Junction Box	3-part, 3 bypass diodes, IP68 rated
Construction	Front : 1.6mm semi-tempered solar glass with high cut-off and anti-reflective coating Rear : 1.6mm semi-tempered solar glass
Frame	Anodized aluminum alloy

## Shipping Configurations

Container Size (HC)	40'	Modules Per Pallet (pcs)	36
Pallets Per Container	26	Modules Per Container (pcs)	936

## Module Diagram (unit : mm)

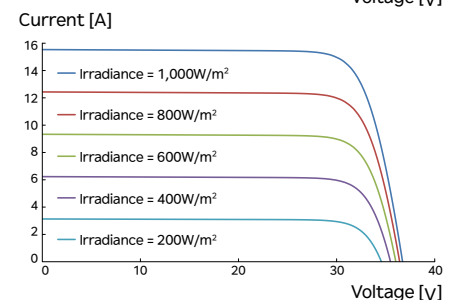
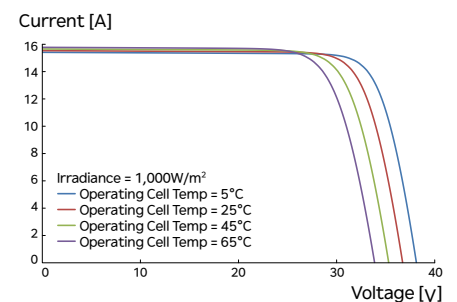


## Installation Safety Guide

- Only qualified personnel should install or perform maintenance.
- Be aware of dangerous high DC voltage.
- Do not damage or scratch the rear surface of the module.
- Do not handle or install modules when they are wet.

Nominal Module Operation Temperature	44°C ± 2°C
Operating Temperature	-40°C ~ +85°C
Maximum System Voltage	DC 1,500 V
Maximum Reverse Current	30A
Maximum Test Load	Front 5,400Pa Rear 2,400Pa

## I-V Curves (HiT-H450CE-BF)



# ECO HYBRID

Single-Phase

## SNA 12K

- 2 MPPTs with 4 strings, Max. 24kW PV input
- Max. charging and discharging current: 250A
- Off-grid application for high demand with 12kW output power
- Dual AC output ports for multiple load connections
- Separate GEN port
  - Up to 19.2kW Gen/AC coupling input
  - Auto generator start and stop control
- Integrated Design with Load and Battery Breaker
- PV or AC or Generator wake up battery



# Specification

INPUT (PV DC)		SNA 12K
Max. PV array power (W)		24000 (12000/12000)
Rated PV input voltage (V)		320
Number of independent MPPT inputs		2/(2:2)
PV input voltage range (V)		100-480
MPPT voltage range (V)		120-385
Start-up voltage (V)		100
Max. PV input current per MPPT (A)		35/35
Max. PV short-circuit current input per MPPT (A)		44/44
Battery		
Compatible battery type		Lithium-ion/Lead-Acid
Rated battery voltage (V)		48/51.2
Battery voltage range (V)		46.4-60/38.4-60
Max. charging / discharging current (A)		250
Max. charging / discharging power (W)		12000
Force wake up battery from PV and Grid function		YES
Grid		
Rated AC voltage (V)		230
Acceptable Input Voltage Range (V)		90~280
Rated AC frequency (Hz)		60/50
Rated AC input current (A)		100
Rated AC input power (W)		24000
PF		0.99
THDI		<5%
Max. continuous AC passthrough current(A)		100
UPS		
Rated output power (W)		12000
Rated output voltage (V)		230
Rated output current (A)		50
Rated output frequency (Hz)		50/60
Surge power, duration		2Pn, 5s
Switching time (UPS)		<10ms@Single and Parallel
Wave form		Sine wave
THDV		3%
GEN		
Acceptable input voltage range		230
Max. AC input voltage (V)		280
Max. AC input current (A)		63
Rated input frequency		50Hz/60Hz (Auto detection)
Transfer time		<10ms@Single; <20ms@Parallel
THDV		<3%
Overload protection		5s@≥150% load /10s@110%~150% load
Efficiency		
Max. efficiency		93.5%
Max. charging / discharging efficiency		93.0%
Max. MPPT efficiency		99.0%
Protection		
PV reverse polarity protection(Y/N)		YES
Over current / voltage protection(Y/N)		YES
AC Short-circuit current protection(Y/N)		YES
Grid monitoring(Y/N)		YES
DC switch(Y/N)		YES
DC / AC Surge protection Type III		YES
Battery reverse polarity protection(Y/N)		YES
General		
Dimensions ( W*H*D mm )		530*830*150mm(17.72*25.59*5.9inch)
Weight		40kg/88.2lbs
Ingress protection rating		IP20
Operating environment temperature range(°C)		0~45
Storage temperature range(°C)		-15~60
Relative humidity		5% ~ 95%
Display & Communication interface		LCD+RGB, RS485 / Wifi / CAN
Warranty		2 years
Cooling method		Smart cooling
Topology on AC / Battery side		Transformer-less / Transformer
Altitude (m)		<2000
Noise emission (typical)		<50dB
Standard & Certification		
CE		