

V-TAC

Meaningful Innovation.

9.60kWh

Rack Mounting Lithium Battery

05 YEAR
WARRANTY

TELECOM LITHIUM BATTERY



V-TAC.EU

| VTACEXPORTS.COM

TUV NORD

CE RoHS

LISTING DETAILS

Model No: **VT-48200B**

SKU Code: **11523**

EAN Code: **3800157693578**

MASTER BOX PACKAGING

Qty Per Pallet: **14pcs per pallet**

Net Weight : **Approx. 81kg**

Product Size : **445*244*500mm**

GENERAL DATA

Nominal Capacity 200Ah@0.2C, 25°C

Nominal Voltage 48.0V

Rated Charge Voltage 54.0V

Max Continuous Charge Current 100A@25°C

Discharge Cut-off Voltage 40.5V

Max Continuous Discharge Current 100A@25°C

Temperature Range of Charge 0°C- 60°C

Temperature Range of Discharge -20°C- 60v

Allowed Humidity Range ≤95%RH approx.

IP IP 20

CONSTANT CURRENT DISCHARGE DATA / 25°C

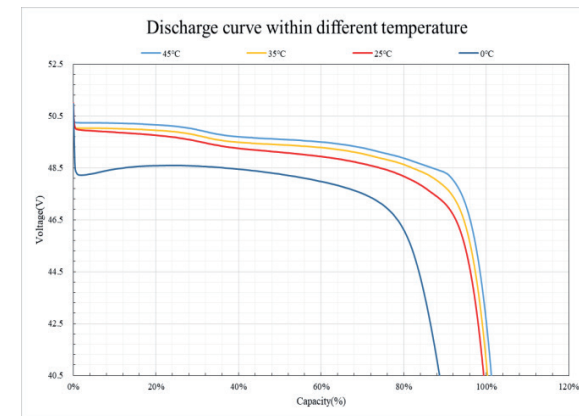
Current/A End voltage/V	0.1C	0.2C	0.3C	0.4C	0.5C
	Hours				
45.0V	9.77	4.78	3.20	2.33	1.82
43.5 V	9.89	4.88	3.28	2.43	1.93
42.0V	10.01	5.00	3.35	2.46	1.98
40.5 V	10.06	5.06	3.40	2.54	2.00

CONSTANT POWER DISCHARGE DATA / 25°C

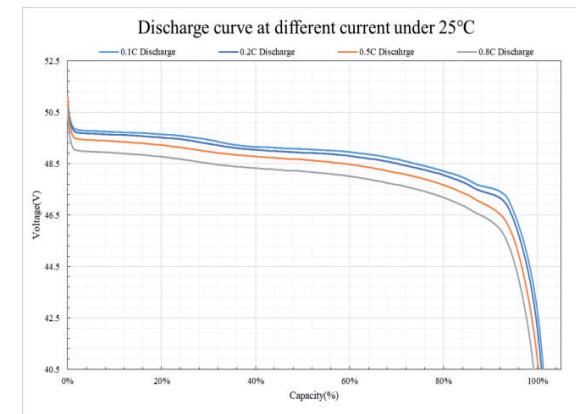
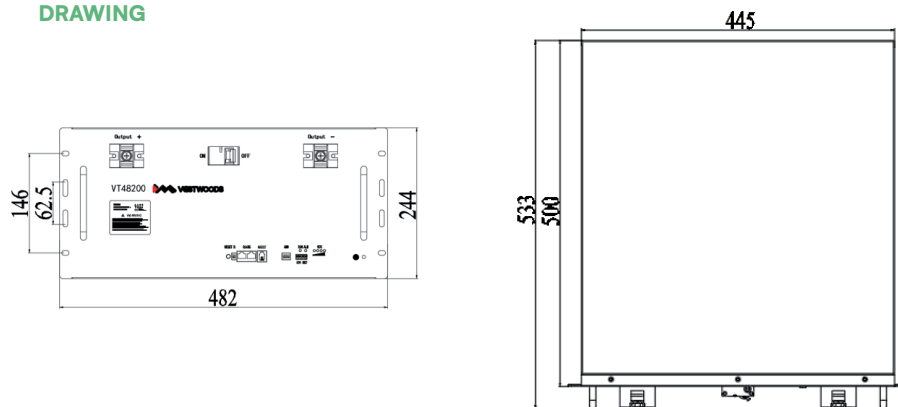
Power/W End voltage/V	960	1920	2880	3840	4400
	Hours				
45.0V	9.75	4.76	3.18	2.31	1.80
43.5 V	9.87	4.85	3.25	2.40	1.90
42.0V	10.02	4.96	3.31	2.47	1.94
40.5 V	10.08	5.11	3.36	2.50	1.96

- High quality LFP cells
- High rate charge / discharge current @ 100A
- High efficiency between charge and discharge
- Multiple protection methodes based on patented
- BMS Intelligent anti-theft solution, LCD(optional)
- Modbus/CAN/SNMP V2/SNMP V3 (optional)

TECHNICAL CURVES





DRAWING



Three Phase Hybrid Inverter

SUN-14/15/16/18/20K-SG05LP3-EU-SM2



- 100** 100% unbalanced output, each phase; Max. output up to 50% rated power
-  AC couple to retrofit existing solar system
- 10** Max. 10 pcs parallel for on-grid and off-grid operation; Support multiple batteries parallel
- 350** Max. charging/discharging current of 350A
- 48** 48V low voltage battery, transformer isolation design
- 6** 6 time periods for battery charging/discharging
-  Support storing energy from diesel generator

Deye

Stock Code: 605117.SH

Model	SUN-14K-SG05LP3 -EU-SM2	SUN-15K-SG05LP3 -EU-SM2	SUN-16K-SG05LP3 -EU-SM2	SUN-18K-SG05LP3 -EU-SM2	SUN-20K-SG05LP3 -EU-SM2
Battery Input Data					
Battery Type	Lead-acid or Lithium-ion				
Battery Voltage Range (V)	40-60				
Max. Charging Current (A)	260	280	300	330	350
Max. Discharging Current (A)	260	280	300	330	350
Charging Strategy for Li-ion Battery	Self-adaption to BMS				
Number of Battery Input	1				
PV String Input Data					
Max. PV Input Power (W)	21000	22500	24000	27000	30000
Max. PV Input Voltage (V)	800				
Start-up Voltage (V)	160				
MPPT Voltage Range (V)	160-650				
Rated PV Input Voltage (V)	550				
Max. Operating PV Input Current (A)	36+20				
Max. Input Short-Circuit Current (A)	54+30				
No. of MPP Trackers/ No. of Strings MPP Tracker	2/2+1				
AC Input/Output Data					
Rated AC Input/Output Active Power (W)	14000	15000	16000	18000	20000
Max. AC Input/Output Apparent Power (VA)	15400	16500	17600	19800	22000
Rated AC Input/Output Current (A)	21.3/20.3	22.8/21.8	24.3/23.2	27.3/26.1	30.4/29
Max. AC Input/Output Current (A)	21.3/20.3	22.8/21.8	24.3/23.2	27.3/26.1	30.4/29
Max. Continuous AC Passthrough (grid to load) (A)	70				
Peak Power (off-grid) (W)	2 times of rated power, 10s				
Power Factor Adjustment Range	0.8 leading to 0.8 lagging				
Rated Input/Output Voltage/Range (V)	220/380V, 230/400V 0.85Un-1.1Un				
Rated Input/Output Grid Frequency/Range(Hz)	50/45-55, 60/55-65				
Grid Connection Form	3L+N+PE				
Total Current Harmonic Distortion THDi	<3% (of nominal power)				
DC Injection Current	<0.5% In				
Efficiency					
Max. Efficiency	97.6%				
Euro Efficiency	97.0%				
MPPT Efficiency	>99%				
Equipment Protection					
Integrated	DC Polarity Reverse Connection Protection, AC Output Overcurrent Protection, Thermal Protection, AC Output Overvoltage Protection, AC Output Short Circuit Protection, DC Component Monitoring, Overvoltage Load Drop Protection, Ground Fault Current Monitoring, Arc Fault Circuit Interrupter (optional), Power Network Monitoring, Island Protection Monitoring, Earth Fault Detection, DC Input Switch, DC Terminal Insulation Impedance Monitoring, Residual Current (RCD) Detection, Surge protection level				
Surge Protection Level	TYPE II(DC), TYPE II(AC)				
Interface					
Communication Interface	RS485/RS232/CAN				
Monitor Mode	GPRS/WIFI/Bluetooth/4G/LAN(optional)				
General Data					
Operating Temperature Range (/)	-40 to +60°C, >45°C Derating				
Permissible Ambient Humidity	0-100%				
Permissible Altitude	3000m				
Noise (dB)	<60				
Ingress Protection(IP) Rating	IP 65				
Inverter Topology	Non-Isolated				
Over Voltage Category	OVC II(DC), OVC III(AC)				
Cabinet Size (WxHxD mm)	456×750×268.5 (Excluding Connectors and Brackets)				
Weight (kg)	50.6				
Type of Cooling	Intelligent Air Cooling				
Warranty	5 Years/10 Years the Warranty Period Depends the Final Installation Site of Inverter, More Info Please Refer to Warranty Policy				
Grid Regulation	IEC 61727, IEC 62116, CEI 0-21, EN 50549, NRS 097, RD 140, UNE 217002, OVE-Richtlinie R25, G99, VDE-AR-N 4105				
Safety / EMC Standard	IEC/EN 61000-6-1/2/3/4, IEC/EN 62109-1, IEC/EN 62109-2				



High Power Output
Low LCOE



Maximum Power
515W+



TWMNH

N-type Half-cell
Bifacial Module (54)

54HD495-515W

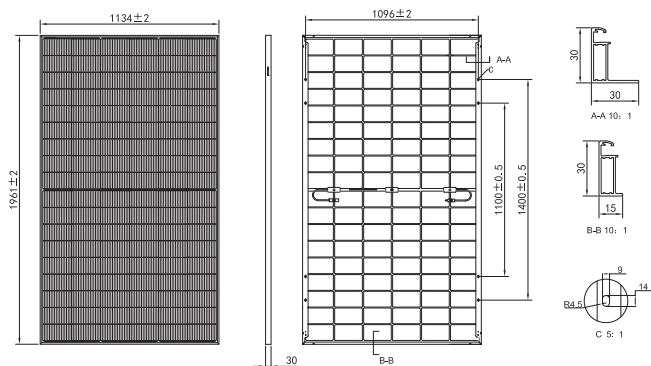


en.tongwei.com.cn



Learn More

DRAWINGS (Unit: mm)



MECHANICAL PARAMETERS

Cell Type	TNC (N Type Monocrystalline Cell)
Cell Orientation	108[6×18]
Dimensions	1961±2×1134±2×30mm
Weight	27.4 kg
Front Glass	2.0mm AR coated heat strengthened glass
Rear Glass	2.0mm heat strengthened glass
Frame	Anodized aluminum alloy frame
Junction Box	IP68, 3 diodes
Cable	4.0mm ²
Cable length	±1200mm, length can be customized
Wind/Snow load	2400Pa/5400Pa
Packaging	36pcs per pallet, 864pcs per 40'HC

ELECTRICAL CHARACTERISTICS (STC)

Module Type: TWMNH-54HDXXX

Maximum Power: Pmax [W]	495	500	505	510	515
Open Circuit Voltage: Voc [V]	39.88	40.06	40.24	40.42	40.60
Short Circuit Current: Isc [A]	15.86	15.89	15.92	15.95	15.98
Voltage at Maximum Power: Vmp [V]	33.45	33.70	33.94	34.19	34.43
Current at Maximum Power: Imp [A]	14.80	14.84	14.88	14.92	14.96
Module Efficiency: η [%]	22.3	22.5	22.7	22.9	23.2

* STC: Irradiance 1000W/m², Cell Temperature 25°C, Air Mass1.5

ELECTRICAL CHARACTERISTICS (NMOT)

Maximum Power: Pmax [W]	374	378	381	385	389
Open Circuit Voltage: Voc [V]	37.97	38.14	38.31	38.48	38.65
Short Circuit Current: Isc [A]	12.80	12.83	12.85	12.88	12.90
Voltage at Maximum Power: Vmp [V]	31.30	31.56	31.73	31.96	32.21
Current at Maximum Power: Imp [A]	11.95	11.98	12.01	12.05	12.08

* NMOT: Irradiance 800W/m², Ambient Temperature 20°C, Air Mass1.5, Wind Speed 1m/s

Electrical characteristics with different rear side power gain

5%	Maximum Power: Pmax [W]	519	525	530	535	540
	Module Efficiency: η [%]	23.3	23.6	23.8	24.1	24.3
15%	Maximum Power: Pmax [W]	569	575	580	586	592
	Module Efficiency: η [%]	25.6	25.9	26.1	26.4	26.6
25%	Maximum Power: Pmax [W]	618	625	631	637	643
	Module Efficiency: η [%]	27.8	28.1	28.4	28.6	28.9

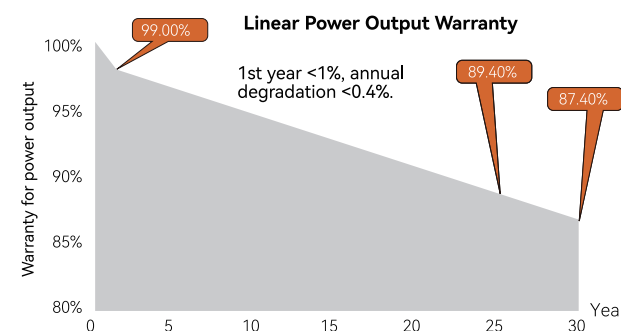
TEMPERATURE RATING

Temperature Coefficient of Pmax	-0.28%/°C
Temperature Coefficient of Voc	-0.24%/°C
Temperature Coefficient of Isc	+0.046%/°C
NMOT	45±2°C

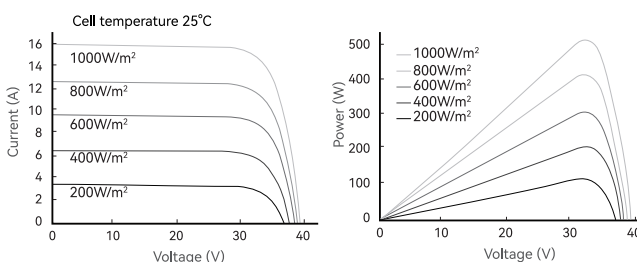
OPERATING PARAMETERS

Operating Temperature	-40°C~+85°C
Maximum System Voltage	1500V DC
Maximum Series Fuse Rating	30A
Power Output Tolerance	0~+3%

WARRANTY



I-V CURVE



CERTIFICATIONS

Quality Management System and Product Certification

- ISO 9001: 2015/Quality management system
- ISO 14001: 2015/Environmental management system
- ISO 45001: 2018/Occupation health safety management system
- ISO 50001: 2018/Energy management system
- IEC 62941: 2019/Quality system for PV module manufacturing
- IEC 61215/61730, IEC 62804(PID), IEC 61701(Salt), IEC 62716 (Ammonia), IEC 60068-2-68(Sand)

