















- 
Cell Balance function
- 
Voltage Protection
- 
Over Charge Protection
- 
Over Discharge Protection
- 
Over Current Protection
- 
Short-circuit Protection
- 
Temperature Protection
- 
Soft Start Function

Stackable LiFePo4 Battery System

-  **Smaller Footprint**
higher energy density benefit from latest LFP technology
-  **Expandable**
Module design
Maximum 5.12kwh*10S*6P
-  **Monitor**
Real-time monitoring of battery charging and discharging, online system updates and maintenance

Compatible with:



Stackable LiFePo4 Battery System

Battery	SKU	EAN
15.36KW 5.12 x 3	120023	3800170224285
20.48KW 5.12 x 4	120024	3800170224292
25.6KW 5.12 x 5	120025	3800170224308
30.72KW 5.12 x 6	120026	3800170224315
35.84KW 5.12 x 7	120027	3800170224322
40.96KW 5.12 x 8	120028	3800170224339



Technical Data

Technical specification	15KWH	20KWH	25KWH	30KWH	35KWH	40KWH
Installation Mode	Stackable					
Battery Type	LifePO4(LFP)					
Module Energy(kWh)	5.12					
Module Nominal Voltage(V)	51.2					
Module Capacity(Ah)	100					
System Model	OHS15K-100	OHS20K-100	OHS25K-100	OHS30K-100	OHS35K-100	OHS40K-100
Battery Module Qty InSeries(Optional)	3	4	5	6	7	8
System Nominal Voltage(V)	153.6	204.8	256.0	307.2	358.4	409.6
System Nominal Capacity(KWh)	15.36	20.48	25.60	30.72	35.84	40.96
Usable Capacity(KWh)	12.29	16.38	20.48	24.58	28.67	32.77
Dimension (mm)	590*420*698	590*420*849	590*420*1000	590*420*1151	590*420*1302	590*420*1453
Weight (Kg)	161.4	207.0	252.6	298.2	343.8	389.4
Recommend Charge/Discharge Current (A)	40					
Communication	CAN					
Altitude	≤2000m					
Cycle Life	25±2°C,0.5C/0.5C,EOL70%≥6000					
Monitoring Parameters	System voltage,Current,cell voltage,cell temperature,module temperature					
SOC	Intelligent algorithm					
Working Temperature	0°C~45°C Charge -10°C ~55°C Discharge					
Storage Temperature	0~35°C					

1. DC Usable Energy, test conditions: 80% DOD, 0.2C charge & discharge at 25°C. System usable energy may vary due to system configuration parameters.
2. The current is affected by temperature and SOC.
3. The warranty is due whichever reached first of warranty period or life cycle power.

System Components

Model	Description	SKU	EAN
OHS-HV100	High voltage battery cluster control box	12151	3800170224254
Operating Voltage Nominal Charge/Discharge Current Max Charge/Discharge Current Operating Temperature Range Ingress Protection Dimension (W/D/H) Weight Approximate	120 ~ 750Vdc 40A 50A -10~55°C IP65 590*420*165 mm 16.1kg		
			
OH-5K	LiFePo4 Battery Module	12002	3800170224261
Battery Type Nominal Voltage Rated Capacity Rated Energy Nominal Charge/Discharge Current Peak Discharge Current Charge Temperature Discharge Temperature Storage Temperature Ingress Protection Dimension (W/D/H) Weight Approximate	LiFePO4(LFP) 51.2Vdc 100Ah 5.12kWh 40A 50A 0~45°C -10°C ~ 55°C 0°C ~ 35°C IP65 590*420*194mm 45.6kg		
			
OH-Base	Battery module base	12152	3800170224278
Dimension (W/D/H) Weight Approximate	590*420*80mm 8.5kg		
			
COM Cable	Standard 2-meter communication cable connected to the external device		
			
Cable	Standard 2-meter power cable connected to the external PCS		
25mm ² Cable			

Hi-MO X6 Explorer

LR5-66HTH 520~540M

- Suitable for Distribution Market
- Simple design embodies modern style
- Better energy generation performance
- High-quality module guarantees long-term reliability

15

15-year Warranty for
Materials and Processing

25

25-year Warranty for Extra
Linear Power Output

Complete System and Product Certifications

IEC 61215, IEC 61730, UL 61730

ISO9001:2015: ISO Quality Management System

ISO14001: 2015: ISO Environment Management System

ISO45001: 2018: Occupational Health and Safety

IEC62941: Guideline for module design qualification and type approval

LONGI



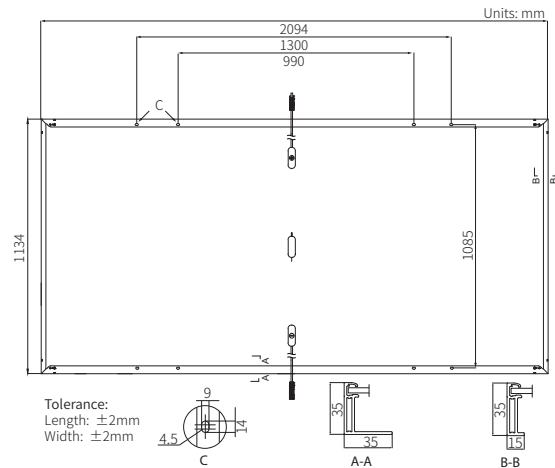

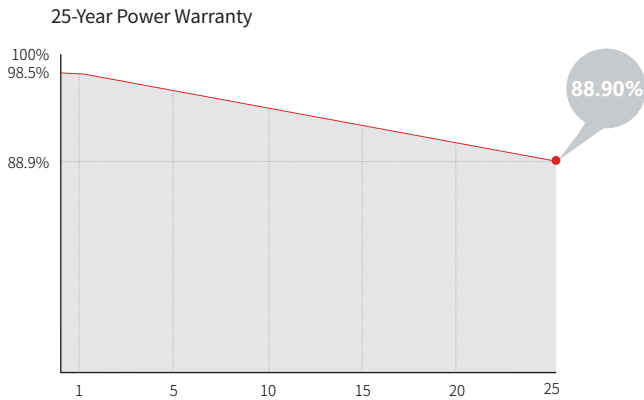
22.7%
MAX MODULE
EFFICIENCY

0~3%
POWER
TOLERANCE

<1.5%
FIRST YEAR
POWER DEGRADATION

0.40%
YEAR 2-25
POWER DEGRADATION

Additional Value



Mechanical Parameters

Cell Orientation	132 (6×22)
Junction Box	IP68
Output Cable	4mm ² , +400, -200mm/±1400mm length can be customized
Glass	Single glass, 3.2mm coated tempered glass
Frame	Anodized aluminum alloy frame
Weight	26.0kg
Dimension	2094×1134×35mm
Packaging	31pcs per pallet / 155pcs per 20' GP / 682pcs per 40' HC

Electrical Characteristics

STC : AM1.5 1000W/m² 25°C

NOCT : AM1.5 800W/m² 20°C 1m/s

Test uncertainty for Pmax: ±3%

Module Type	LR5-66HTH-520M		LR5-66HTH-525M		LR5-66HTH-530M		LR5-66HTH-535M		LR5-66HTH-540M	
	STC	NOCT	STC	NOCT	STC	NOCT	STC	NOCT	STC	NOCT
Maximum Power (Pmax/W)	520	388.6	525	392.3	530	396.0	535	399.8	540	403.5
Open Circuit Voltage (Voc/V)	48.27	45.32	48.42	45.46	48.57	45.60	48.72	45.75	48.87	45.89
Short Circuit Current (Isc/A)	13.84	11.18	13.93	11.25	14.00	11.31	14.07	11.37	14.15	11.43
Voltage at Maximum Power (Vmp/V)	39.91	36.42	40.06	36.55	40.22	36.70	40.38	36.85	40.53	36.99
Current at Maximum Power (Imp/A)	13.03	10.68	13.11	10.74	13.18	10.80	13.25	10.86	13.33	10.92
Module Efficiency(%)	21.9		22.1		22.3		22.5		22.7	

Operating Parameters

Operational Temperature	-40°C ~ +85°C
Power Output Tolerance	0 ~ 3%
Maximum System Voltage	DC1500V (IEC/UL)
Maximum Series Fuse Rating	25A
Nominal Operating Cell Temperature	45±2°C
Protection Class	Class II
Fire Rating	UL type 1 or 2 IEC Class C

Mechanical Loading



Front Side Maximum Static Loading	5400Pa
Rear Side Maximum Static Loading	2400Pa
Hailstone Test	25mm Hailstone at the speed of 23m/s

Temperature Ratings (STC)

Temperature Coefficient of Isc	+0.050%/°C
Temperature Coefficient of Voc	-0.230%/°C
Temperature Coefficient of Pmax	-0.290%/°C

Three Phase Hybrid Inverters



- 100** 100% unbalanced output, each phase
-  AC couple to retrofit existing solar system
- 10** Max. 10 pcs parallel for on-grid and off-grid operation; Support multiple batteries parallel
- 50** Max. charging/discharging current of 50A
- H** High voltage battery, higher efficiency
- 6** 6 time periods for battery charging/discharging
-  Support storing energy from diesel generator

Three Phase Hybrid Inverters

	10kW	15kW	20kW
	SKU: 12168 EAN: 3800170225114	SKU: 12169 EAN: 3800170225121	SKU: 12170 EAN: 3800170225138

Battery Input Data			
Battery Type	Lithium-ion		
Battery Voltage Range (V)	160-700		
Max. Charging Current (A)	37		
Max. Discharging Current (A)	37		
Charging Strategy for Li-ion Battery	Self-adaption to BMS		
Number of Battery Input	1		
PV String Input Data			
Max. PV Input Power (W)	13000	19500	26000
Max. PV Input Voltage (V)	1000		
Start-up Voltage (V)	180		
MPPT Voltage Range (V)	150-850		
Rated PV Input Voltage (V)	600		
Max. Operating PV Input Current (A)	20+20	26+20	26+26
Max. Input Short-Circuit Current (A)	30+30	39+30	39+39
No. of MPP Trackers/ No. of Strings per MPP Tracker	2/1+1	2/2+1	2/2+2
AC Input/Output Data			
Rated AC Input/Output Active Power (W)	10000	15000	20000
Max. AC Input/Output Apparent Power (VA)	11000	16500	22000
Rated AC Input/Output Current (A)	15.2/14.5	22.8/21.8	30.4/29
Max. AC Input/Output Current (A)	16.7/16	25/24	33.4/31.9
Max. Three-phase Unbalanced Output Current (A)	22	30	35
Max. Continuous AC Passthrough (grid to load) (A)	40	80	80
Peak Power (off-grid) (W)	1.5 times of rated power, 10s		
Power Factor Adjustment Range	0.8 leading to 0.8 lagging		
Rated Input/Output Voltage/Range (V)	220/380V, 230/400V 0.85Un-1.1Un		
Rated Input/Output Grid Frequency/Range(Hz)	50/45-55, 60/55-65		
Grid Connection Form	3L+N+PE		
Total Current Harmonic Distortion THDi	<3% (of nominal power)		
DC Injection Current	<0.5% In		
Efficiency			
Max. Efficiency	97.6%		
Euro Efficiency	97.0%		
MPPT Efficiency	>99%		
Equipment Protection			
Integrated	DC Polarity Reverse Connection Protection, AC Output Overcurrent Protection AC Output Overvoltage Protection, AC Output Short Circuit Protection, Thermal Protection DC Terminal Insulation Impedance Monitoring, DC Component Monitoring, Ground Fault Current Monitoring Power Network Monitoring, Island Protection Monitoring, Earth Fault Detection, DC Input Switch Overvoltage Load Drop Protection, Residual Current (RCD) Detection, Surge protection level		
Surge Protection Level	TYPE II(DC), TYPE II(AC)		
Interface			
Communication Interface	RS485/RS232/CAN		
Monitor Mode	GPRS/WIFI/Bluetooth/4G/LAN(optional)		
General Data			
Operating Temperature Range (°C)	-40 to +60°C, >45°C Derating		
Permissible Ambient Humidity	0-100%		
Permissible Altitude	2000m		
Noise (dB)	≤55		
Ingress Protection(IP) Rating	IP 65		
Inverter Topology	Non-Isolated		
Over Voltage Category	OVC II(DC), OVC III(AC)		
Cabinet Size (WxHxD mm)	408×638×237 (Excluding Connectors and Brackets)		
Weight (kg)	30.5		
Type of Cooling	Intelligent Air Cooling		
Warranty	5 Years/10 Years the Warranty Period Depends the Final Installation Site of Inverter, More Info Please Refer to Warranty Policy		
Grid Regulation	IEC 61727, IEC 62116, CEI 0-21, EN 50549, NRS 097, RD 140, UNE 217002, OVE-Richtlinie R25, G99, VDE-AR-N 4105		
Safety / EMC Standard	IEC/EN 61000-6-1/2/3/4, IEC/EN 62109-1, IEC/EN 62109-2		